

CDS INFOLINE

May 2023



Central Depository Systems (Pvt) Limited

Convenient | Dedicated | Secure

Central Depository Systems (Pvt) Ltd of Sri Lanka (CDS)

(A fully owned subsidiary of Colombo Stock
Exchange)

Phone: +94 11 2 356 456

Fax: +94 11 2 440 396

Email: cdsinfo@cse.lk

Website: www.cds.lk

Operational Activities

Major Operations	May-23	Apr-23	Mar-23	Feb-23	Jan-23	Dec-22	May-22
New Accounts (No.)	1,061	956	1,417	1,079	1,213	1,089	1,460
Deposits (No.)	*20,895	69,003	18,059	3,201	473	4,653	6,504
Withdrawals (No.)	0	0	0	0	0	0	0
Transfers (No.)	1,197	1,317	2,061	2,134	1,660	2,431	1,586
Trades (No.) - Equity	205,899	198,068	404,090	314,245	381,483	347,490	311,049
Trades (No.)-Closed End Funds	0	0	0	0	0	0	0
Market Days (No.)	21	16	22	20	20	20	17
Listed Companies (No.)	289	289	289	289	290	290	294
Participants (No.)	46	46	46	46	46	45	45

*Deposits in May 2023 include 20,721 direct deposits made due to Subdivisions, Right Issues, Initial public Offers and Capitalization of Reserves.

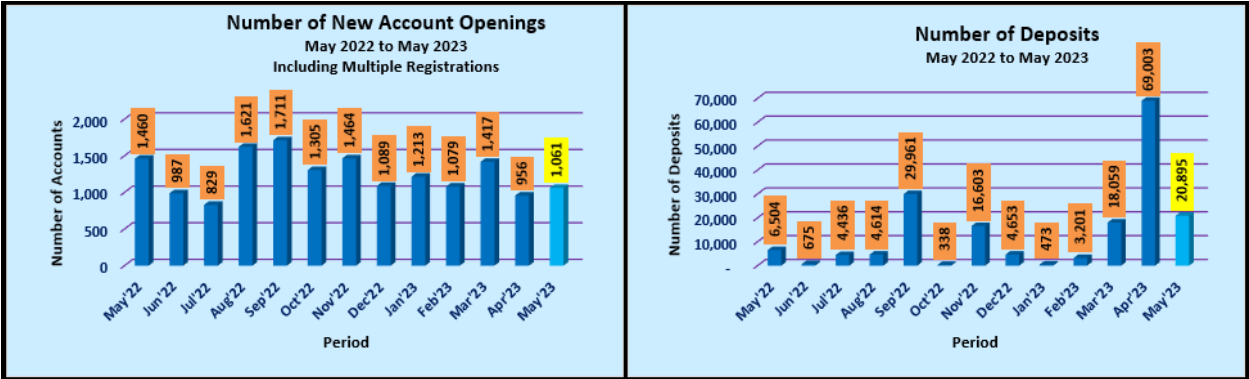
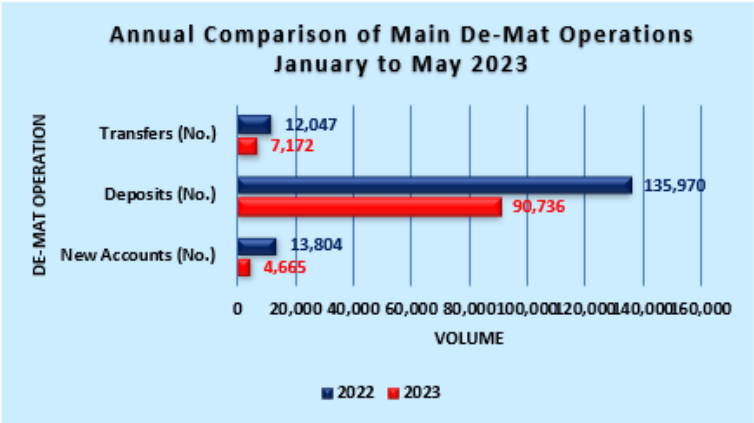
e-Services Enrollment	As of 31 st May, 2023	May 2023	As of 30 th April, 2023
SMS	66,162	728	65,434
e-Statements	103,584	774	102,810
eConnect	17,835	159	17,676

Comparative analysis on monthly basis as a percentage (%) compared to previous month

	May 23	Apr 23	Mar 23	Feb 23	Jan 23
New Accounts (No.)	10.98	-32.53	31.33	-11.05	11.39
Deposits (No.)	-69.72	282.10	464.17	576.74	-89.83
Trades (No.) - Equity	3.95	-50.98	28.59	-17.63	9.78

Annual Comparison

	CUMULATIVE JAN-MAY	
	2023	2022
New Accounts (No.)	4,665	13,804
Deposits (No.)	90,736	135,970
Withdrawals (No.)	0	0
Transfers (No.)	7,172	12,047
Trades (No.) - Equity	1,297,886	2,610,230
Trades (No.)-Closed End Funds	0	0

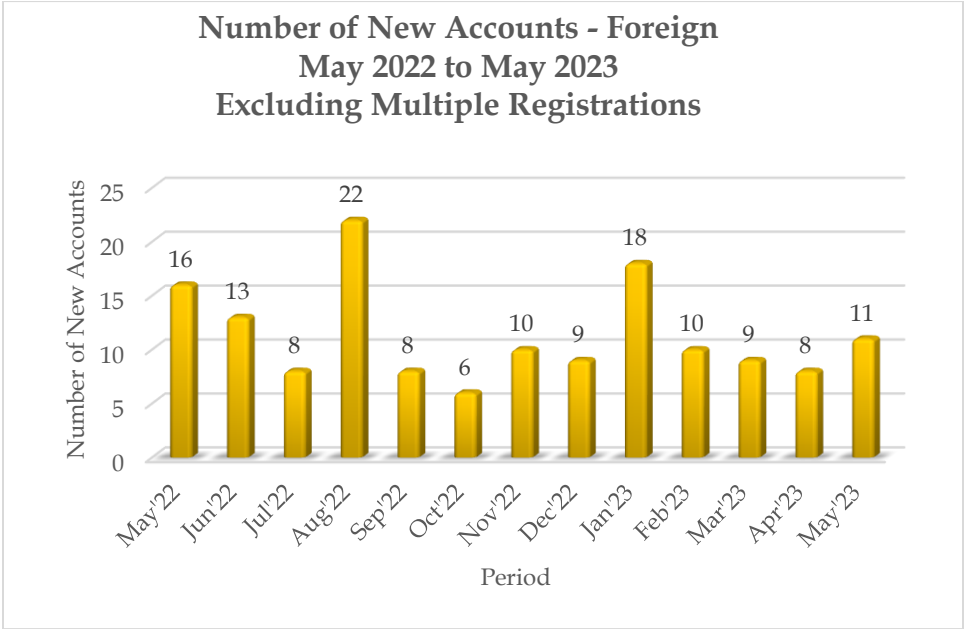
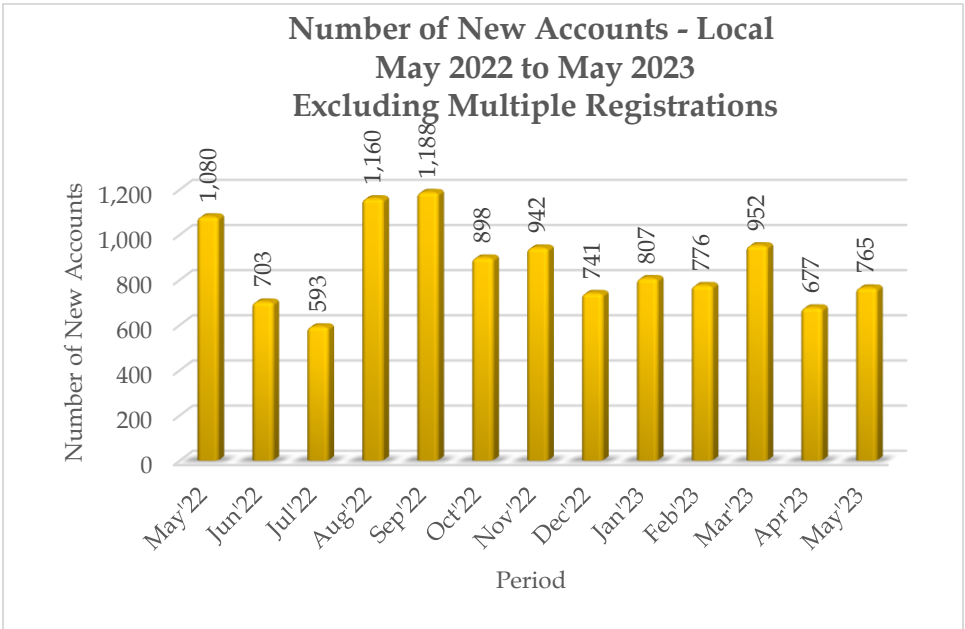


Number of CDS Accounts by Investor Category

	May-23	Apr-23	Mar-23	Feb-23	Jan-23	Dec-22	May-22
Local Individuals (No.)	673,636	672,896	672,245	671,316	670,570	669,790	663,810
Foreign Individuals (No.)	4,991	4,986	4,982	4,977	4,973	4,967	4,933
Local Companies (No.)	12,888	12,863	12,837	12,814	12,784	12,757	12,512
Foreign Companies (No.)	5,875	5,869	5,865	5,861	5,855	5,843	5,801
Total Excluding Multiple Registrations	697,390	696,614	695,929	694,968	694,182	693,357	687,056
Total De-Mat Accounts Including Multiple Registrations	920,051	918,990	918,034	916,617	915,538	914,325	905,319

De-Mat Account Categories as a Percentage against Total Registrations Excluding Multiple Registrations (%)

	May-23	Apr-23	Mar-23	Feb-23	Jan-23	Dec-22	May-22
Local Individuals (No.)	96.59	96.60	96.60	96.60	96.60	96.60	96.62
Foreign Individuals (No.)	0.72	0.72	0.72	0.72	0.72	0.72	0.72
Local Companies (No.)	1.85	1.85	1.84	1.84	1.84	1.84	1.82
Foreign Companies (No.)	0.84	0.84	0.84	0.84	0.84	0.84	0.84
Total Excluding Multiple Registrations	100.00	100.00	100.00	100.00	100.00	100.00	100.00



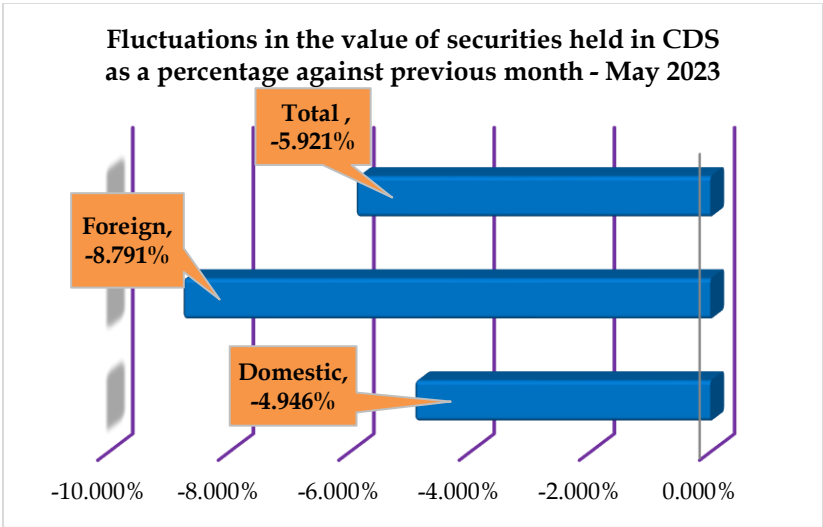
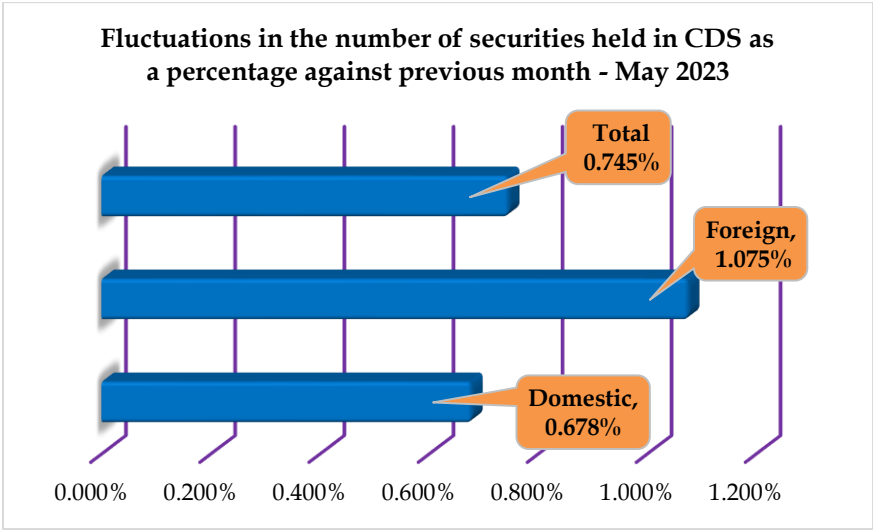
Value & Quantity of the Securities held in the CDS

Securities Held in Custody (Nos.)	Apr-23	Apr-23	Mar-23	Feb-23	May-22
Domestic	138,575,807,657	137,643,158,611	137,250,843,461	137,314,339,520	121,409,386,190
Foreign	28,449,282,785	28,146,653,470	28,440,681,455	28,441,791,448	27,631,369,308
Total	167,025,090,442	165,789,812,081	165,691,524,916	165,756,130,968	149,040,755,498

Comparative Analysis on Fluctuations (Change)	May-23	Apr-23	Mar-23
Domestic	0.678%	0.286%	-0.046%
Foreign	1.075%	-1.034%	-0.004%
Total	0.745%	0.059%	-0.039%

Securities Held in Custody (Rs.)	May-23	Apr-23	Mar-23	Feb-23	May-22
Domestic	2,728,815,713,147	2,870,816,623,514	2,976,940,329,084	3,094,614,743,957	2,832,228,269,286
Foreign	889,042,589,802	974,732,034,900	953,399,876,342	1,002,495,969,840	881,863,776,195
Total	3,617,858,302,949	3,845,548,658,414	3,930,340,205,426	4,097,110,713,797	3,714,092,045,481

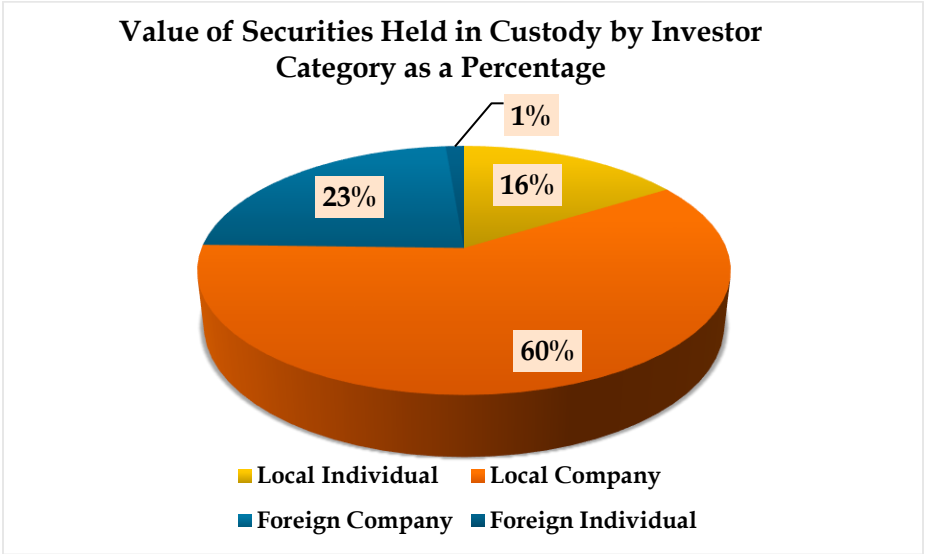
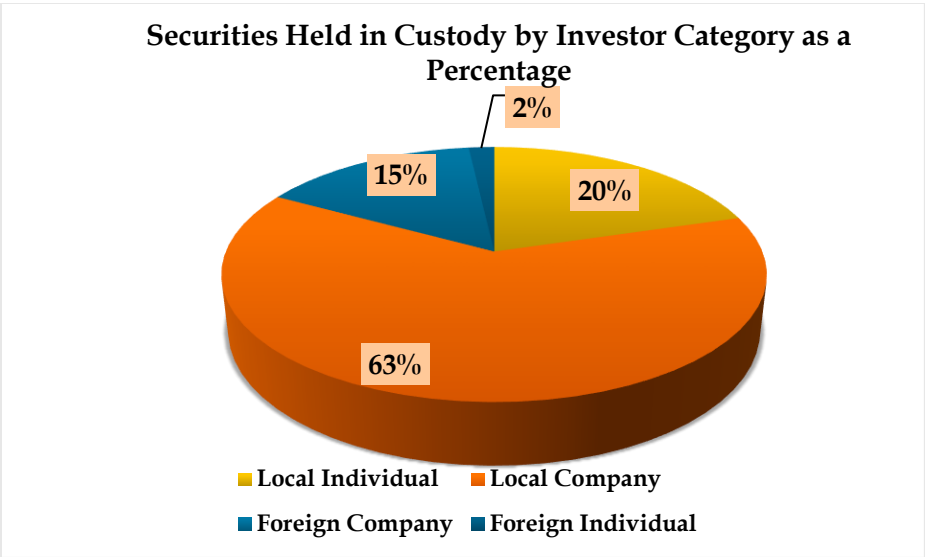
Comparative Analysis on Fluctuations (Change)	May-23	Apr-23	Mar-23
Domestic	-4.946%	-3.565%	-3.803%
Foreign	-8.791%	2.237%	-4.897%
Total	-5.921%	-2.157%	-4.070%



Value & Quantity of the Securities held in the CDS by Investor Category
May 2023

Investor Category	Equity Holding	Corporate Debt Holding	Total Holding
Local Individual	33,756,963,482	299,260,117	34,056,223,599
Local Company	102,256,837,502	2,262,746,556	104,519,584,058
Foreign Company	25,443,490,115	180,100	25,443,670,215
Foreign Individual	3,001,444,057	4,168,513	3,005,612,570
Total	164,458,735,156	2,566,355,286	167,025,090,442

Investor Category	Equity Value	Corporate Debt Value	Total Value
Local Individual	552,509,660,917.13	29,333,071,349.01	581,842,732,266.14
Local Company	1,929,782,563,096.21	217,190,417,784.31	2,146,972,980,880.52
Foreign Company	841,321,399,678.00	17,962,371.10	841,339,362,049.10
Foreign Individual	47,271,043,725.20	432,184,028.05	47,703,227,753.25
Total	3,370,884,667,416.54	246,973,635,532.47	3,617,858,302,949.01



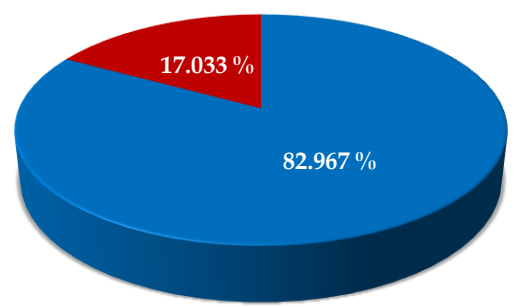
Holdings in CDS as of 31st May 2023

Holdings	Equity	Corporate Debt	Total
Domestic	136,013,800,984	2,562,006,673	138,575,807,657
Foreign	28,444,934,172	4,348,613	28,449,282,785

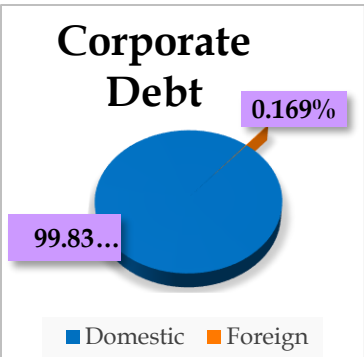
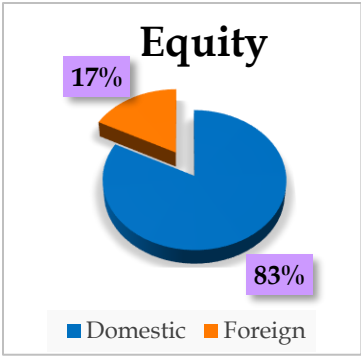
Market Value	Equity	Corporate Debt	Total
Domestic	2,482,292,224,013.34	246,523,489,133.32	2,728,815,713,146.66
Foreign	888,592,443,403.20	450,146,399.15	889,042,589,802.35

	Quantity	Market Value (LKR)
Equity	164,458,735,156	3,370,884,667,416.54
Debentures	2,566,355,286	246,973,635,532.47

Percentage of Security Types in Custody as at 31st May 2023



■ Domestic (Equity & Corporate Debt) - 82.967%
■ Foreign (Equity & Corporate Debt) - 17.033%



Corporate Actions and New Listings Completed in May 2023		
Scrip Dividends	National Development Bank PLC	NDB.N0000
Debt IPO	Seylan Bank PLC	SEYB.D0546 SEYB.D0547
Rights Issues – Provisional Allotment of Rights	Blue Diamond Jewellery Worldwide PLC	BLUE.R0000 BLUE.R0001
	Alpha Fire Services PLC	AFS.R0000
Rights Issue – Final Upload	Marawila Resorts PLC	MARA.N0000